



**NEW HAMPSHIRE LOTTERY COMMISSION
INVESTIGATION & COMPLIANCE DIVISION**

GAMES OF CHANCE & HISTORIC HORSE RACING MARKET TRENDS REPORT

MAY

2022

GOC STATE REVENUE

LICENSED GAME OPERATOR EMPLOYERS

GAMING LOCATION	CHIPS W/ NO VALUE	CHIPS W/ VALUE WITH RAKE	CHIPS W/ VALUE WITHOUT RAKE
Casablanca Casino, LLC	\$1,419.60	\$1,255.40	\$3,053.70
Concord Bingo Too, LLC	\$574.80	\$374.30	\$3,812.80
Dover Gaming, LLC	\$1,537.50	\$4,912.40	\$8,044.50
EESKAY NH, LLC	\$2,025.00	\$37,652.20	\$50,144.80
Emerald Gaming, LLC	\$0.00	\$893.80	\$13,644.75
Granite State Poker Alliance, LLC	\$6,509.10	\$14,731.00	\$41,717.50
HBC Gaming, LLC	\$0.00	\$16.50	\$803.45
Kymalimi, LLC	\$0.00	\$56,461.10	\$51,101.50
Lebanon Poker Room & Casino, LLC	\$846.90	\$2,557.30	\$6,408.70
NHCG, LLC - The Lucky Moose	\$0.00	\$0.00	\$28,827.65
NHCG, LLC - The River Casino	\$0.00	\$0.00	\$18,493.05
Northwoods Casino, LLC	\$450.75	\$130.10	\$1,690.30
Oceanfront Gaming, Inc.	\$0.00	\$234.90	\$15,410.25
RMH NH, LLC	\$0.00	\$19,699.70	\$47,638.30
Win Win Win, LLC	\$449.10	\$267.30	\$5,740.70
MONTHLY TOTAL	\$13,812.75	\$139,186.00	\$296,531.95

MONTHLY COMPARISON

GOC STATE REVENUE & CHARITY ALLOCATION

STATE REVENUE

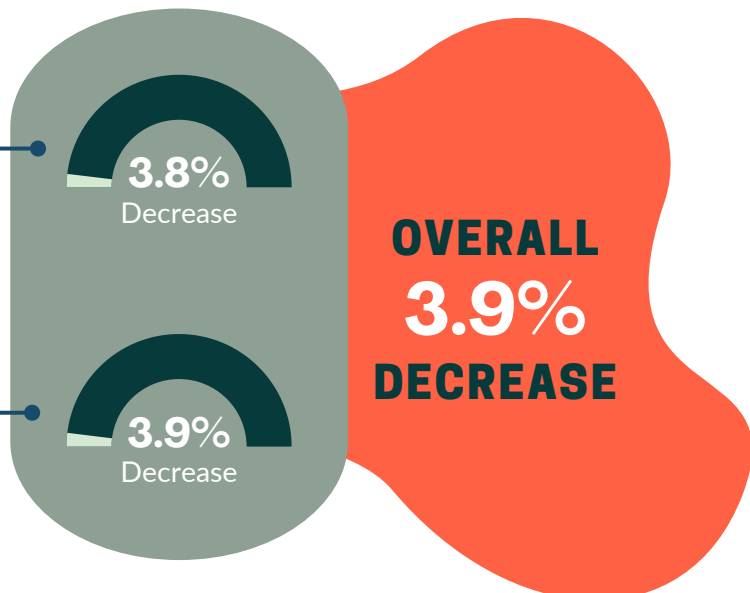
April '22 - \$467,325.66

May '22 - \$449,530.70

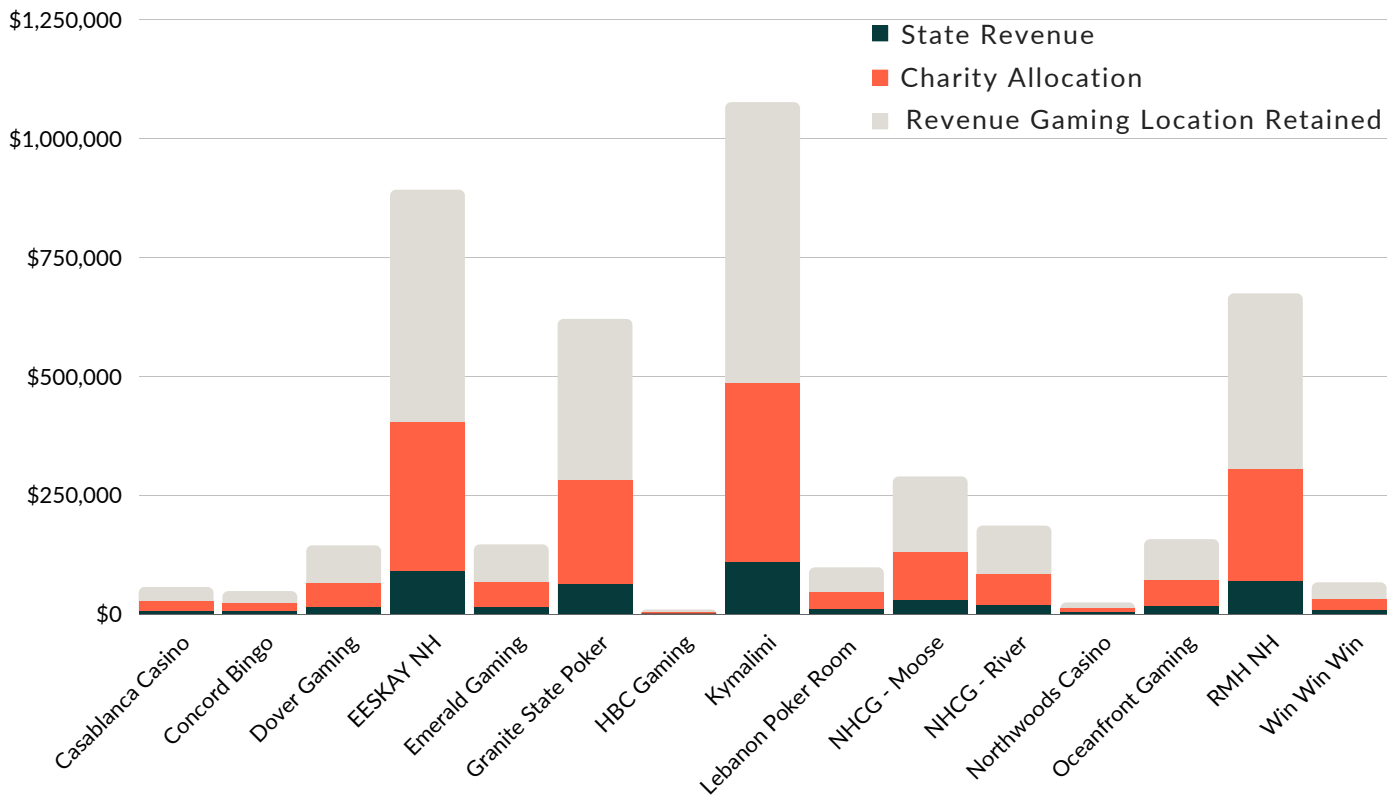
CHARITY ALLOCATION

April '22 - \$1,630,264.17

May '22 - \$1,566,548.13



GOC GAMING LOCATION BREAKDOWN



GAMING LOCATION	TOTAL STATE REVENUE	TOTAL CHARITY ALLOCATION	TOTAL REVENUE AFTER PRIZES
Casablanca Casino, LLC	\$5,728.70	\$19,542.25	\$55,835.00
Concord Bingo Too, LLC	\$4,761.90	\$16,522.45	\$47,207.00
Dover Gaming, LLC	\$14,494.40	\$50,177.05	\$143,363.00
EESKAY NH, LLC	\$89,822.00	\$312,014.50	\$891,470.00
Emerald Gaming, LLC	\$14,538.55	\$50,884.93	\$145,385.50
Granite State Poker Alliance, LLC	\$62,957.60	\$216,884.85	\$619,671.00
HBC Gaming, LLC	\$819.95	\$2,869.83	\$8,199.50
Kymalimi, LLC	\$107,562.60	\$376,469.11	\$1,075,626.00
Lebanon Poker Room & Casino, LLC	\$9,812.90	\$33,995.51	\$97,130.00
NHCG, LLC - The Lucky Moose	\$28,827.65	\$100,896.79	\$288,276.50
NHCG, LLC - The River Casino	\$18,493.05	\$64,725.68	\$184,930.50
Northwoods Casino, LLC	\$2,271.15	\$8,165.15	\$23,329.00
Oceanfront Gaming, Inc.	\$15,645.15	\$54,758.10	\$156,451.50
RMH NH, LLC	\$67,338.00	\$235,682.98	\$673,380.02
Win Win Win, LLC	\$6,457.10	\$22,958.95	\$65,597.00
MONTHLY TOTAL	\$449,530.70	\$1,566,548.13	\$4,475,851.52

MONTHLY COMPARISON

TOURNAMENTS, CASH POKER, TABLE GAMES, ETC.

Tournaments (Before Prizes Paid)

April '22
\$457,571.00

May '22
\$460,425.00



Increased by
0.62%

Games With Rake (Cash Poker)

April '22
\$1,489,704.00

May '22
\$1,391,860.00



Decreased by
6.56%

Games Without Rake (Table Games, Roulette, Etc.)

April '22
\$3,046,281.34

May '22
\$2,965,319.52



Decreased by
2.65%

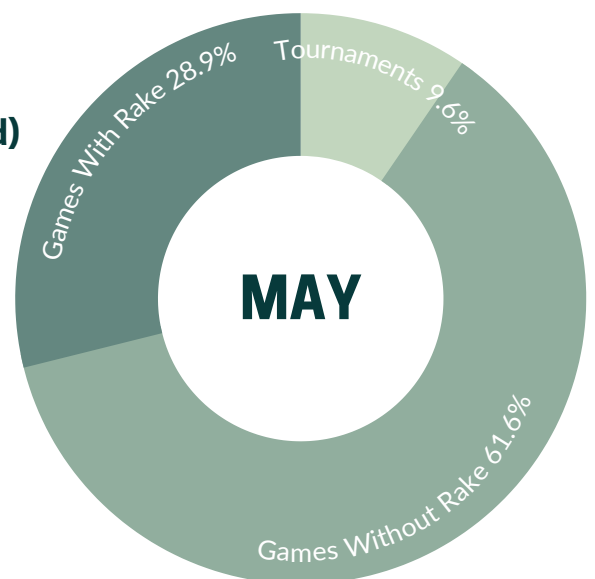


Total Revenue From Games (Before Prizes Paid)

April '22
\$4,993,556.34

May '22
\$4,817,604.52

Overall
decrease
of 3.52%.



MONTHLY COMPARISON

HHR STATE REVENUE, BREAKAGE, CHARITY ALLOCATION, ETC.

STATE REVENUE

April '22 - \$16,006.50
May '22 - \$151,532.72

846.7%
Increase

BREAKAGE

April '22 - \$525.34
May '22 - \$4,001.38

661.7%
Increase

CHARITY ALLOCATION

April '22 - \$8,618.88
May '22 - \$81,594.54

846.7%
Increase

HANDLE

April '22 - \$1,240,602.80
May '22 - \$10,715,886.82

763.8%
Increase

COMMISSION

April '22 - \$111,834.61
May '22 - \$932,509.05

733.8%
Increase

OVERALL
768.4%
INCREASE

DISCLAIMER

Any Games of Chance/Historic Horse Racing Monthly Financial Reports and or State Revenue Invoices that are late and have not been submitted to the NH Lottery Commission Investigation & Compliance Division, are not calculated into these amounts or graphs shown.