

NEWSLETTER

LICENSING & ENFORCEMENT - MONTHLY NEWSLETTER

FEBRUARY

BINGO LOT RULE OF THE MONTH:

Lot 7005.03(g)(7) - Card-minding devices shall be programmed to only allow bingo cards purchased and loaded and enabled for play during a bingo event, to be in play during that event.

LUCKY 7 LOT RULE OF THE MONTH:

Lot 7105.04(d) - A rolling jackpot bonus game shall be considered closed when all bonus prizes have been awarded.

GAMES OF CHANCE LOT RULE OF THE MONTH:

Lot 7207.04(j)(8) - All player-funded promotions shall comply with the following: All money collected from players shall be awarded in accordance with approved procedures prior to the termination of any promotion.

NEXT NH LOTTERY COMMISSION MEETING:

Date: Thursday, February 18, 2021

Time: 2:00pm

(Date and time are subject to change.)

For the commission meeting location, accessibility and agenda, please visit the "About Us" section on our website at www.nhlottery.com.

NH LOTTERY CLOSINGS:

February 15, 2021 - President's Day


LEGISLATIVE CHANGES:

No Legislative Changes Currently

"Life is what happens when you're busy making other plans."

(JOHN LENNON)

BINGO / LUCKY 7



APPLICATIONS AND FINANCIALS

Attention! New Bingo and Lucky 7 rules went into effect on June 27, 2020 and we've updated some of our licensing documents.

Please visit our website at: <https://www.racing.nh.gov/licensing/bingo-lucky/index.htm>, to familiarize yourself with the new rules and also obtain the most current version of our applications, forms and financial reports.

Future applications and financial reports MUST be submitted using the current forms. Any paperwork submitted on old forms will be returned and could possibly result in your organization missing important deadlines.

Questions in regards to these topics? Call Irene Rondeau at (603)230-3101.

BINGO BREAKDOWN AMOUNTS - SEPTEMBER 2020 *


CATERGORY:	AMOUNT:
Bingo Revenue (Sales, Winner Take All Collections, Other Revenue)	\$778,950.85
Bingo Expenses (Prizes Paid, Winner Take All Taxes, Other Expenses)	\$871,457.12
Bingo Net Profit / Loss	\$-92,506.27

LUCKY 7 BREAKDOWN AMOUNTS - SEPTEMBER 2020 *

CATERGORY:	AMOUNT:
Lucky 7 Traditional Ticket Revenue	\$4,230,157.20
Lucky 7 Electronic Ticket Revenue	\$4,754,355.50
Total Lucky 7 Ticket Revenue	\$8,984,512.70
Lucky 7 Expenses (Prizes Paid, Deal Fees, License Fees, etc.)	\$8,102,083.47
Lucky 7 Net Profit / Loss	\$882,429.23

* Please Note: Any Bingo/Lucky 7 Monthly Financial Reports that are late and have not been submitted to the New Hampshire Lottery Commission, are not calculated into these amounts shown.

GAMES OF CHANCE



FREEDOM OF INFORMATION ACT (FOIA) REQUESTS

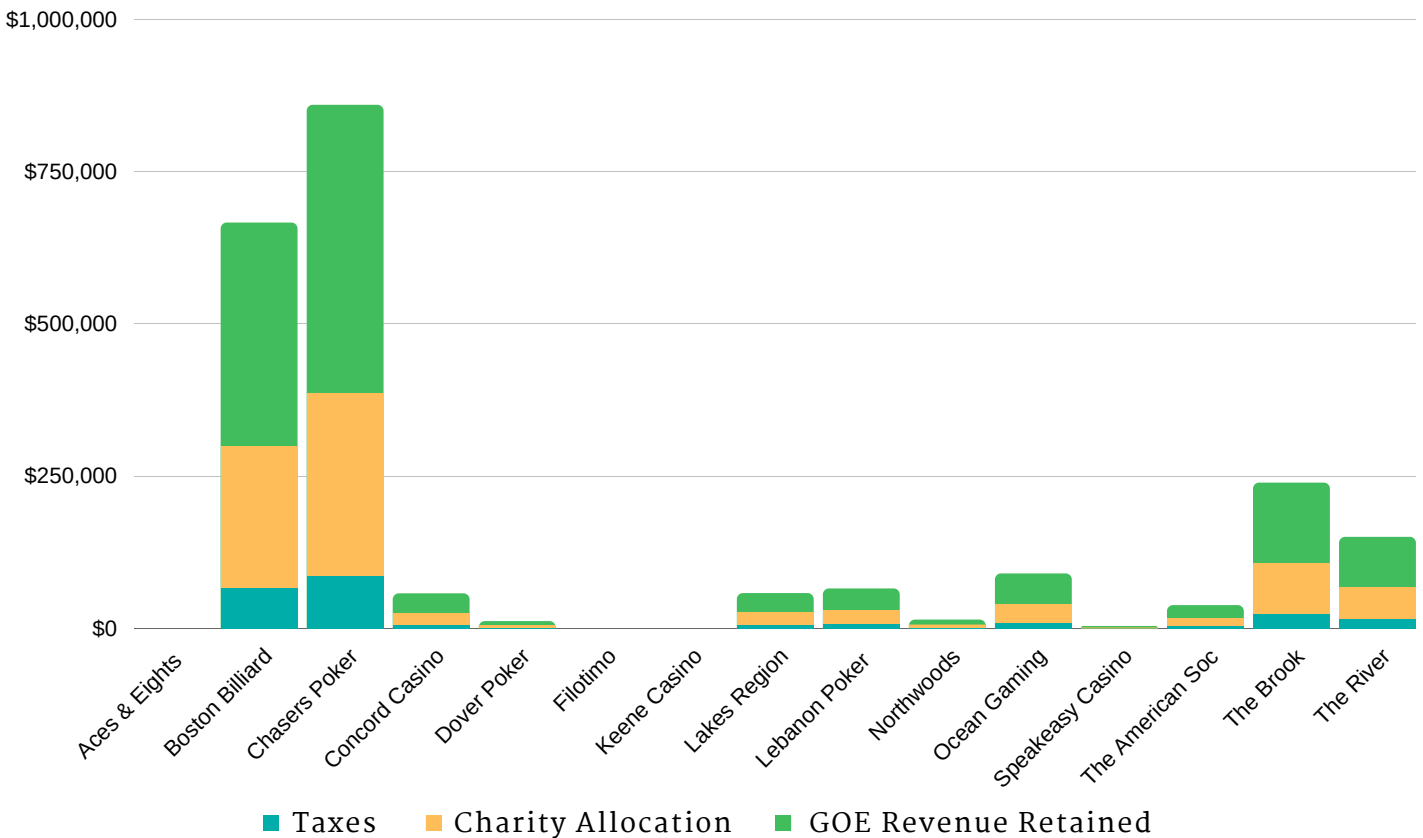
Over the past few months we have received numerous requests for financial and licensing data from GOE's and gaming lobbyists. Many of these requests fall under the Freedom of Information Act (FOIA) and we have been tasked with logging the data that we provide to the public. In order to keep track, we ask that you please send any and all requests for games of chance and bingo/lucky 7 data to Joshua Santos and he will forward it to the appropriate person for completion. Once we receive a request for information, the NH Lottery Commission has 5 days to respond stating that we have received the request and if applicable, will give you an estimated completion date. Please keep in mind that some FOIA requests cannot be fulfilled due to confidentiality rules. Also, the commission is only responsible for providing reports/documents that we currently have within our database. We are not required to create new reports/documents that are not part of our normal business process. Questions in regards to this topic? Call Joshua Santos at (603)230-3107.

GOC STATE REVENUE AMOUNTS - DECEMBER 2020 *

GAME ROOM:	CHIPS W/ NO VALUE:	CHIPS W/ VALUE WITH RAKE:	CHIPS W/ VALUE WITHOUT RAKE:
Aces & Eights Casino	CLOSED	CLOSED	CLOSED
Boston Billiard Club & Casino	\$118.80	\$26,327.70	\$40,139.80
Chasers Poker Room	\$0.00	\$54,615.00	\$31,250.15
Concord Casino	\$412.95	\$369.50	\$4,923.90
Dover Poker Room	\$0.00	\$1,241.80	\$260.10
Filotimo	\$ -	\$ -	\$ -
Keene Casino	\$ -	\$ -	\$ -
Lakes Region Casino	\$560.40	\$988.80	\$4,222.85
Lebanon Poker Room	\$271.80	\$1,761.10	\$4,558.60
Northwoods Casino	\$150.45	\$299.20	\$1,012.20
Ocean Gaming at Hampton Beach	\$0.00	\$997.60	\$7,983.45
Speakeasy Casino	\$100.80	\$63.40	\$184.30
The American Social Club	\$0.00	\$0.00	\$3,784.00
The Brook	\$0.00	\$9,035.00	\$14,848.35
The River Casino & Sports Bar	\$0.00	\$0.00	\$14,983.70

* Please Note: Any GOC Monthly Financial Reports and or State Revenue Invoices that are late and have not been submitted to the New Hampshire Lottery Commission, are not calculated into these amounts or graph (page 4) shown.

GOC FACILITY BREAKDOWN - DECEMBER 2020



GOC FACILITY BREAKDOWN AMOUNTS - DECEMBER 2020 *

GAME ROOM:	TOTAL TAX:	TOTAL CHARITY ALLOCATION:	TOTAL REVENUE AFTER PRIZES:
Aces & Eights Casino	CLOSED	CLOSED	CLOSED
Boston Billiard Club & Casino	\$66,586.30	\$232,913.45	\$665,467.00
Chasers Poker Room	\$85,865.15	\$300,528.03	\$858,651.50
Concord Casino	\$5,706.35	\$20,008.45	\$57,167.00
Dover Poker Room	\$1,501.90	\$4,066.30	\$11,618.00
Filotimo	\$ -	\$ -	\$ -
Keene Casino	\$ -	\$ -	\$ -
Lakes Region Casino	\$5,772.05	\$20,158.78	\$57,596.50
Lebanon Poker Room	\$6,591.50	\$22,813.88	\$65,182.50
Northwoods Casino	\$1,461.85	\$4,940.95	\$14,117.00
Ocean Gaming at Hampton Beach	\$8,981.05	\$31,433.68	\$89,810.50
Speakeasy Casino	\$348.50	\$1,102.15	\$3,149.00
The American Social Club	\$3,784.00	\$13,244.00	\$37,840.00
The Brook	\$23,883.35	\$83,591.73	\$238,833.50
The River Casino & Sports Bar	\$14,983.70	\$52,442.95	\$149,837.00