



NEW HAMPSHIRE LOTTERY COMMISSION  
INVESTIGATION & COMPLIANCE DIVISION

# GAMES OF CHANCE MARKET TRENDS REPORT

FEB

2022

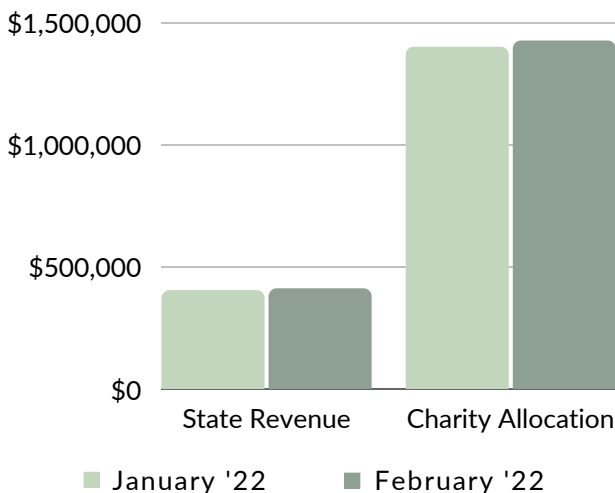
# STATE REVENUE

## LICENSED CHARITABLE GAMING LOCATIONS

GAMING LOCATION	CHIPS W/ NO VALUE	CHIPS W/ VALUE WITH RAKE	CHIPS W/ VALUE WITHOUT RAKE
Aces & Eights Casino	CLOSED	SEASONAL	LOCATION
Boston Billiard Club & Casino	\$2,025.00	\$34,299.40	\$47,350.80
Chasers Poker Room	\$0.00	\$54,543.00	\$39,735.90
Concord Casino	\$538.80	\$54.30	\$3,927.20
Dover Poker Room	\$220.50	\$4,104.00	\$7,712.40
Filotimo Casino	\$6,652.32	\$15,900.90	\$30,998.10
Keene Casino	\$720.60	\$1,030.80	\$2,730.70
Lakes Region Casino	\$1,013.70	\$1,358.70	\$3,603.20
Lebanon Poker Room	\$652.20	\$2,478.50	\$3,818.95
Northwoods Casino	\$421.80	\$111.10	\$2,086.30
Ocean Gaming at Hampton Beach	\$0.00	\$725.90	\$9,951.10
The Brook	\$0.00	\$22,368.60	\$40,925.63
The Lucky Moose Casino & Tavern	\$0.00	\$0.00	\$32,203.70
The River Casino & Sports Bar	\$0.00	\$39.20	\$14,438.35
Wonder Casino	\$0.00	\$401.10	\$19,134.25
<b>MONTHLY TOTAL</b>	<b>\$12,244.92</b>	<b>\$137,415.50</b>	<b>\$258,616.58</b>

# MONTHLY COMPARISON

## STATE REVENUE & CHARITY ALLOCATION



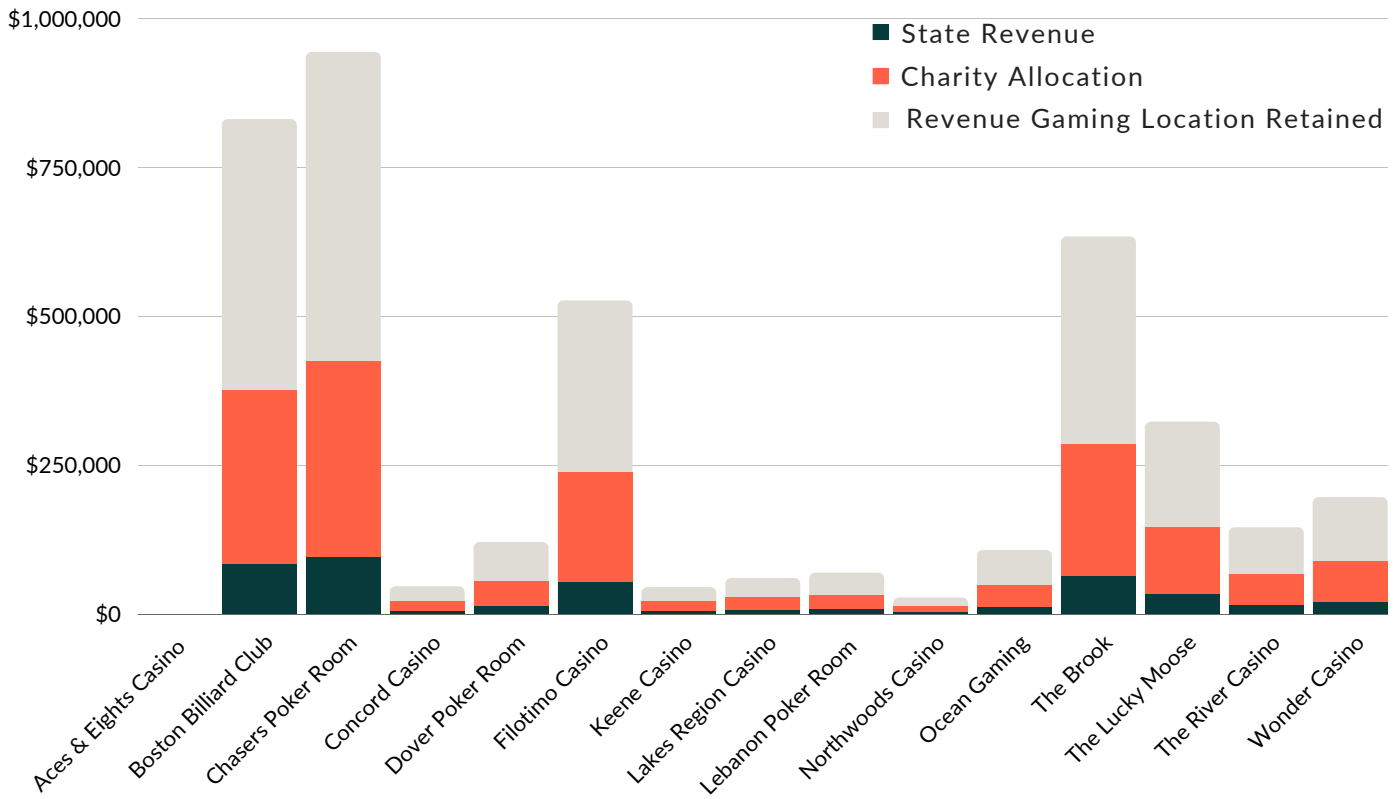
### State Revenue

January '22 - \$401,195.68  
 February '22 - \$408,277.00  
 Increased by 1.68%

### Charity Allocation

January '22 - \$1,397,645.94  
 February '22 - \$1,422,897.63  
 Increased by 1.80%

# GAMING LOCATION BREAKDOWN

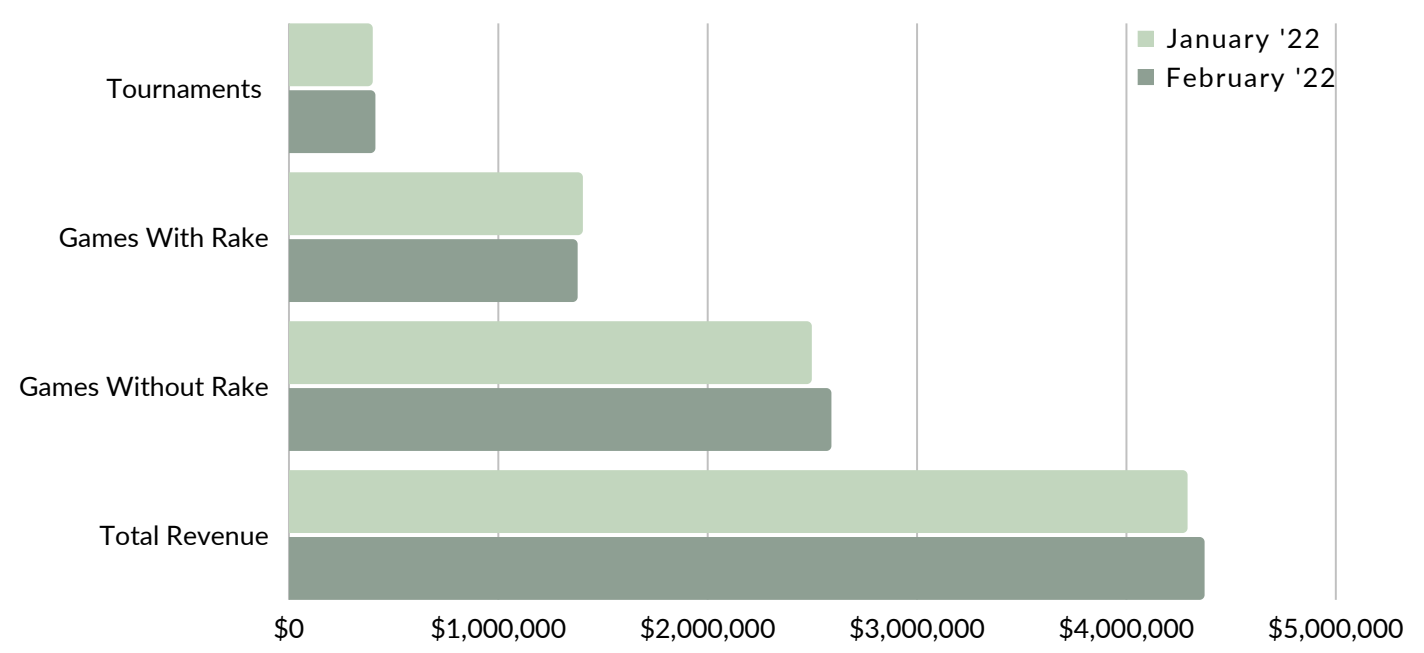


GAMING LOCATION	TOTAL STATE REVENUE	TOTAL CHARITY ALLOCATION	TOTAL REVENUE AFTER PRIZES
Aces & Eights Casino	CLOSED	SEASONAL	LOCATION
Boston Billiard Club & Casino	\$83,675.20	\$290,500.70	\$830,002.00
Chasers Poker Room	\$94,278.90	\$329,976.15	\$942,789.00
Concord Casino	\$4,520.30	\$15,988.00	\$45,680.00
Dover Poker Room	\$12,036.90	\$42,009.10	\$120,026.00
Filotimo Casino	\$53,551.32	\$183,959.30	\$525,598.00
Keene Casino	\$4,482.10	\$15,513.05	\$44,323.00
Lakes Region Casino	\$5,975.60	\$20,888.35	\$59,681.00
Lebanon Poker Room	\$6,949.65	\$24,008.08	\$68,594.50
Northwoods Casino	\$2,619.20	\$9,397.50	\$26,850.00
Ocean Gaming at Hampton Beach	\$10,677.00	\$37,369.50	\$106,770.00
The Brook	\$63,294.23	\$221,529.81	\$632,942.31
The Lucky Moose Casino & Tavern	\$32,203.70	\$112,712.95	\$322,037.00
The River Casino & Sports Bar	\$14,477.55	\$50,671.43	\$144,775.50
Wonder Casino	\$19,535.35	\$68,373.73	\$195,353.50
<b>MONTHLY TOTAL</b>	<b>\$408,277.00</b>	<b>\$1,422,897.63</b>	<b>\$4,065,421.81</b>

# MONTHLY COMPARISON

## TOURNAMENTS, CASH POKER, TABLE GAMES, ETC.

Tournaments (Before Prizes Paid)	Games With Rake (Cash Poker)	Games Without Rake (Table Games, Roulette, Etc.)
January '22 - \$395,599.00	January '22 - \$1,399,027.00	January '22 - \$2,492,682.10
February '22 - \$408,164.00	February '22 - \$1,374,155.00	February '22 - \$2,586,165.81
Increased by 3.17%	Decreased by 1.77%	Increased by 3.75%



**Total Revenue From Games**

January '22 - \$4,287,308.10      February '22 - \$4,368,484.81

Overall increase of 1.89%.

# DISCLAIMER

Any Games of Chance Monthly Financial Reports and or State Revenue Invoices that are late and have not been submitted to the NH Lottery Commission Investigation & Compliance Division, are not calculated into these amounts or graphs shown.